

Imaging Physics Clinical Faculty



Anthony Liu, Ph.D.



Moiz Ahmad, Ph.D.



Rachel Bartlett, Ph.D.



Frank Dong, Ph.D.



William Erwin, M.S.



William Geiser, M.S.



John Hazle, Ph.D.



Ping Hou, Ph.D.



Ken-Pin Hwang, Ph.D.



Kyle Jones, Ph.D.




Cheenu Kappadath, Ph.D.



Rick Layman, Ph.D.



Xinming Liu, Ph.D.




Jingfei Ma, Ph.D.



Osama Mawlawi, Ph.D.



Thomas Nishino, Ph.D.



Tinsu Pan, Ph.D.



John Rong, Ph.D.



Jason Stafford, Ph.D.



Brian Taylor, Ph.D.



Christopher Walker, Ph.D.



Richard Wendt, Ph.D.



Joshua Yung, Ph.D.

Program Faculty Outside of MD Anderson:

- Janet Ching-Mei Feng, Ph.D.
- Edwin R. Giles, M.S.
- Armen Kocharian, Ph.D.
- Bahadir Ozus, Ph.D.
- Benton P. Pahlka, Ph.D.

Imaging Physics Department Chair:

John D. Hazle, Ph.D.
jhazle@mdanderson.org

Residency Program Director:

Ho-Ling Anthony Liu, Ph.D.
hlaliu@mdanderson.org

Inquiries:

Jeannette McGee
Program Manager
jmcgee@mdanderson.org
713.563.2548

Additional Information:

- Applicants will be required to meet documentation requirements.
- Drug and tobacco testing will be administered upon arrival to MD Anderson Cancer Center.
- The University of Texas MD Anderson Cancer Center is a smoke-free EEP/AA environment.

mdanderson.org/imaging-physics-residency-program

The University of Texas MD Anderson Cancer Center in Houston ranks as one of the world's most respected centers focused on cancer patient care, research, education and prevention. As one of the comprehensive cancer centers designated by the National Cancer Institute (NCI), MD Anderson's sole mission is to end cancer for patients and their families around the world. MD Anderson Cancer Center again has ranked No. 1 for Cancer care by U.S. News & World Report's annual "Best Hospitals" rankings. We are ranked as one of the top two hospitals in cancer care every year, since the U.S. News & World Report began its annual "America's Best Hospitals" survey, in 1990.



Imaging Physics Residency Program

THE UNIVERSITY OF TEXAS
**MD Anderson
Cancer Center**

Making Cancer History®

Program Overview

The Residency Program contains a two-year clinical training experience at The University of Texas MD Anderson Cancer Center for medical physicists who intend to work in Imaging Physics and wish to qualify for examination by the American Board of Radiology, the American Board of Medical Physics, or the American Board of Science in Nuclear Medicine.

The program is the first to be CAMPEP (Commission on Accreditation of Medical Physics Education Programs, Inc.) accredited since 2002.

Clinical Volume and Imaging Equipment

More than 600,000 imaging procedures are performed at MD Anderson each year.

Imaging Equipment:

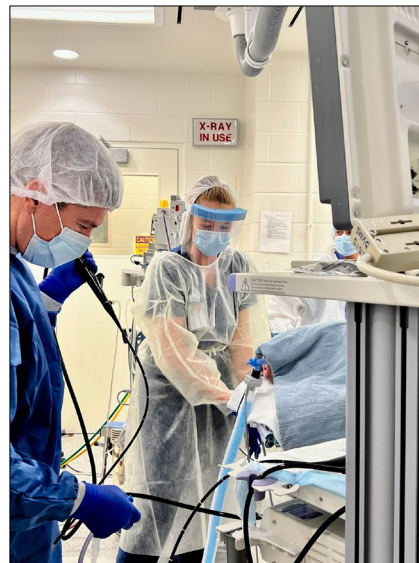
- Radiography: > 40
- Fluoroscopy: > 40
- IR Angiography: 10 single-plane + 1 biplane systems + 1 hybrid angio/CT
- Mammography: 31
- CT: 26 + 11 interventional and OR + 1 dental cone-beam CT
- SPECT/CT: 14 + 1 MBI – breast + mobile cardiac system
- PET/CT: 9
- PET/MR: 1
- MRI: > 30
- Specialty MR systems: Intra-operative, interventional, MR Sim, MR-Linac
- Ultrasound: > 70

Clinical Rotations	
Equivalent Month	Rotation
1	Clinical Orientation
2	Clinical Orientation
3	General Radiography 1
4	Fluoroscopy/Angiography 1
5	CT 1
6	NM/PET 1
7	NM/PET 1
8	MRI 1
9	Ultrasound 1
10	Breast Imaging 1
11	Imaging Informatics
12	General Radiography 2
13	Fluoroscopy/Angiography 2
14	CT 2
15	NM/PET 2
16	NM/PET 2
17	MRI 2
18	Ultrasound 2
19	Breast Imaging 2
20	External Rotations at TMC (Pediatric Radiology, Cardiac Imaging, Emergency Medicine, etc.)
21	
22	
23	Wrap up
24	Wrap up

Admissions

Preference is given to candidates who graduated from CAMPEP-accredited medical physics graduate programs. However, candidates from related fields who graduated from a CAMPEP-accredited certificate program are also encouraged to apply.

- For the Hybrid Pathway, a Ph.D. or equivalent degree is required.
- 2 or 3 residents are recruited each year.
- Once accepted, candidates must obtain a temporary license to practice professional medical physics from The State of Texas.



Hybrid Pathway

During a three-year appointment, an MD Anderson Fellow in Medical Physics will receive two years of full-time equivalent clinical experience in our CAMPEP-accredited residency program while performing one full-time equivalent year of research. This will meet the American Board of Radiology requirement for Parts II and III of the examination process while the fellow continues to advance academically.

Combined Postdoctoral Research and Residency Training in Imaging Physics

- This is an innovative, hands-on training opportunity for outstanding Ph.D. graduates in medical physics who want to continue a scholarly research career without compromising their clinical training.
- Highly motivated young scientists who aspire to be among the best academic medical physicists complete their clinical residency training while simultaneously pursuing a focused research program for a period of three years.
- The Medical Physics Fellows work with a wide variety of state-of-the-art medical imaging and computational systems. Other support for their training includes attendance at scientific meetings and participation in specialized training opportunities.
- Each fellow is matched with a dedicated member of the MD Anderson faculty who serves as his or her research mentor. This relationship is based upon a mutual interest in an area of research in biomedical imaging.

- Total clinical time = 24 months over 3 years
- Fellows receive identical clinical experiences and are expected to achieve high levels of clinical competence
- Fellows have continuous research time throughout the 3 years

